

**Black-eyed Susan**  
*'Autumn Colors'*



**Black-eyed Susan**  
*'Autumn Colors'*  
Rudbeckia hirta







2

harvested in:

3

*"For Gardeners...By Gardeners"* <http://davesgarden.com/>

Gold, russet, rust, and brown double or semi-double daisy-like flowers with dark brown centers, which add a much needed spark

 Full Sun  
 1/4"  
 10-15"  
 15-24"

**BLOOMS** from Late Spring to Mid Fall.

**SOW** directly in garden in sandy soil in full sun, from fall to early spring. Sow seeds thinly and cover with 1/4" of fine soil.

**GARDEN HINTS:**

To get a head start, sow seeds indoors about 6 weeks before

For more info, log on to Dave's Garden.

<http://davesgarden.com/guides/pl/90/69187/>

**Black-eyed Susan**  
*'Autumn Colors'*



**Black-eyed Susan**  
*'Autumn Colors'*  
Rudbeckia hirta




2

harvested in:


3

*"For Gardeners...By Gardeners"* <http://davesgarden.com/>

**Black-eyed Susan**  
*'Autumn Colors'*



**Black-eyed Susan**  
*'Autumn Colors'*  
Rudbeckia hirta







2

harvested in:

3

Gold, russet, rust, and brown double or semi-double daisy-like flowers with dark brown centers, which add a much needed spark

 Full Sun  
 1/4"  
 10-15"  
 15-24"

**BLOOMS** from Late Spring to Mid Fall.

**SOW** directly in garden in sandy soil in full sun, from fall to early spring. Sow seeds thinly and cover with 1/4" of fine soil.

**GARDEN HINTS:**


To get a head start, sow seeds indoors about 6 weeks before

For more info, log on to Dave's Garden.


<http://davesgarden.com/guides/pl/90/69187/>

*"For Gardeners...By Gardeners"* <http://davesgarden.com/>

**Black-eyed Susan**  
*'Autumn Colors'*



**Black-eyed Susan**  
*'Autumn Colors'*  
Rudbeckia hirta







2

harvested in:

3

Gold, russet, rust, and brown double or semi-double daisy-like flowers with dark brown centers, which add a much needed spark

 Full Sun  
 1/4"  
 10-15"  
 15-24"

**BLOOMS** from Late Spring to Mid Fall.

**SOW** directly in garden in sandy soil in full sun, from fall to early spring. Sow seeds thinly and cover with 1/4" of fine soil.

**GARDEN HINTS:**

To get a head start, sow seeds indoors about 6 weeks before

For more info, log on to Dave's Garden.

<http://davesgarden.com/guides/pl/90/69187/>

*"For Gardeners...By Gardeners"* <http://davesgarden.com/>

**Black-eyed Susan**  
*'Autumn Colors'*



**Black-eyed Susan**  
*'Autumn Colors'*  
Rudbeckia hirta



2

harvested in:

3


*"For Gardeners...By Gardeners"* <http://davesgarden.com/>

*"For Gardeners...By Gardeners"* <http://davesgarden.com/>

**Black-eyed Susan**  
*'Autumn Colors'*



**Black-eyed Susan**  
*'Autumn Colors'*  
Rudbeckia hirta







2

harvested in:

3

Gold, russet, rust, and brown double or semi-double daisy-like flowers with dark brown centers, which add a much needed spark

 Full Sun  
 1/4"  
 10-15"  
 15-24"

**BLOOMS** from Late Spring to Mid Fall.

**SOW** directly in garden in sandy soil in full sun, from fall to early spring. Sow seeds thinly and cover with 1/4" of fine soil.

**GARDEN HINTS:**


To get a head start, sow seeds indoors about 6 weeks before

For more info, log on to Dave's Garden.


<http://davesgarden.com/guides/pl/90/69187/>

*"For Gardeners...By Gardeners"* <http://davesgarden.com/>

**Black-eyed Susan**  
*'Autumn Colors'*



**Black-eyed Susan**  
*'Autumn Colors'*  
Rudbeckia hirta







2

harvested in:

3

Gold, russet, rust, and brown double or semi-double daisy-like flowers with dark brown centers, which add a much needed spark

 Full Sun  
 1/4"  
 10-15"  
 15-24"

**BLOOMS** from Late Spring to Mid Fall.

**SOW** directly in garden in sandy soil in full sun, from fall to early spring. Sow seeds thinly and cover with 1/4" of fine soil.

**GARDEN HINTS:**

To get a head start, sow seeds indoors about 6 weeks before

For more info, log on to Dave's Garden.

<http://davesgarden.com/guides/pl/90/69187/>

*"For Gardeners...By Gardeners"* <http://davesgarden.com/>

**Black-eyed Susan**  
*'Autumn Colors'*



**Black-eyed Susan**  
*'Autumn Colors'*  
Rudbeckia hirta



2

harvested in:

3


*"For Gardeners...By Gardeners"* <http://davesgarden.com/>

*"For Gardeners...By Gardeners"* <http://davesgarden.com/>

**Black-eyed Susan**  
*'Autumn Colors'*



**Black-eyed Susan**  
*'Autumn Colors'*  
Rudbeckia hirta







2

harvested in:

3

Gold, russet, rust, and brown double or semi-double daisy-like flowers with dark brown centers, which add a much needed spark

 Full Sun  
 1/4"  
 10-15"  
 15-24"

**BLOOMS** from Late Spring to Mid Fall.

**SOW** directly in garden in sandy soil in full sun, from fall to early spring. Sow seeds thinly and cover with 1/4" of fine soil.

**GARDEN HINTS:**

To get a head start, sow seeds indoors about 6 weeks before

For more info, log on to Dave's Garden.

<http://davesgarden.com/guides/pl/90/69187/>